

Science Projects & Midsummer Picnic 2011 Evaluation Report



West Euston Time Bank
in partnership with the
Wellcome Collection

February - June 2011

“Highlights were the kids on stage, all the diversity, all the different families enjoying themselves working together”

Cllr Nazim Ali, Leader of Camden Council



West Euston Time Bank

**H Pod, Cumberland Market
London NW1 3RH Phone 020 7383 4382**

**wellcome
collection**

Introduction

West Euston Time Bank and the Wellcome Collection Science Project

An inspiring and highly successful project ending with an impressive community event. This was the third year of partnership working with the Wellcome Collection and our most successful. Around 300 parents, children and Time Bank volunteers were involved over a period of 5 months from February to June 2011 with a further estimated 300 taking part on the day of the picnic itself. This was our largest project to date with about half of all the Time Bank families taking part. Events mostly took part at the H Pod and in an adjacent open space-Cumberland Market- situated in the middle of the Regents Park Estate, NW1, home to over 8,000 people. The project has had a significant impact upon the lives of local families especially those with children under 11 years of age. The children who have taken part have felt that they have learnt a lot and now talk about wanting to become scientists! Local schools report that children have specifically mentioned the project and how interesting it had been. This is particularly interesting as the project targeted children that found school work challenging and also found it difficult to concentrate on learning new things. We did have a few less successful activities (eg. The space exploration workshop to mark the 50th anniversary of the first man in space) with children stating it had been too much like school ie. boring! However, overall, the project can be seen as a remarkable success.

The project with the Wellcome Collection involved fortnightly science workshops during term time with projects during the school holidays leading up to a community event and science fair on Saturday 25th June 2011. An aim of this initiative was to inspire and enthuse a new generation of young scientists and increase motivation for education and learning through “hands on” fun experiments. This was a great opportunity for the Wednesday home work club to open up to a wider group of families and children We ran the science part in the second hour of the home work club with the first hour for the regular children from the club. This second hour was open to all who were interested in taking part in the science workshop. Our aim for the workshops was to provide a concise insight in to a particular science subject, starting with basic theory, completing fun work sheets and then finally a hands on experiment or something to design.

February Half Term	Children	Adults	Volunteers	Total
Friday 25th February 201 Science Boffins	41	22	7	70

This was the much awaited launch of our new Science is Fun project that ran until the Midsummer Picnic on Saturday 25th June at Cumberland Market. The objective was to promote science and learning as enjoyable through a series of demonstration workshops by guest scientists and experts. The Friday morning session was “Slime Time”, the first of various science related workshops in preparation for the family science day/picnic in June



with the Wellcome collection. This was very popular, there were many quick and fun science experiments for the children to observe and take part in, the children were able to make slime as well as viewing objects and lights through special specs – the workshop was informative but kept the children gripped by keeping their activities short – the parents were satisfied and felt grateful to have had their children taking part in the activity.

As predicted this was a hugely popular event

- “My son doesn’t usually enjoy taking part in sports activities all the time so for him it was very interesting and fun. He enjoyed all the experiments and would come again.
- “I loved the science experiments”
- “The Best Activities held on the day was the science experiments”



Feedback

“I loved the science experiments”, “It was good bringing in outside Experts in fields like the science project...” “My son doesn’t usually attend school holiday activities as he doesn’t like sports but he found the science project and all the experiments very interesting and fun!” “Doing science experiments is cool!” “10 out of 10 for the science experiments” “I liked the slime making best!” “This best activities were the science experiments”



The Science Boffins used imaginative experiments to introduce scientific concepts such as different kinds of reactions and results - heat, smoke, smell, change of state, size and colour. Activities were a mix of hands-on - making slime and fake snow, and demonstrations - flash paper, stink bomb, making smoke, inflating a windsock. The science behind the activities was clear to the observer, but delivered subtly. It was great to see so many of the parents enjoying the demonstrations too.

Wednesday After School Sessions		Children	Adults	Volunteers	Total
Wed 2nd March 2011	Volcanoes	23	9	5	37

Volcanoes –Our first session we set the class with a theory base followed by small experiments, the children all had small volcanoes with red dye and liquid to fill and erupt, this was interesting but felt the session did not run as smoothly as we had

hoped for, we felt that a lot of the new children did not know what to expect and did not prepare themselves to be in a class room environment, we however felt that the hands on activity was popular.

		Children	Adults	Volunteers	Total
Wed 16th March 2011	Space & Planets	21	9	7	37

Space and Planets -The space and planet session was great, led by Wendy who taught the children a fairy tale story as a way to learn the names of the planets and its position , she then got them to make their own mobile planet and created many activities which involved them to move around, this was a great hit and managed to grab the children's attention, although they were moving around there was order and structure in the class, it seemed easier to manage and a lesson learnt for the next session, which is to control the number of children attending.

		Children	Adults	Volunteers	Total
Wed 30 March 2011	Rocket & Rocket Launchers	19	8	6	33

Rocket and Rocket launchers - The Rocket theme was a huge success, when launching the rocket, we had nearly 30 children involved with 8 adults and 3 older children as volunteers, it was an activity which brought all age groups and academic abilities together, we had Ferdinand who attends the Time Bank activities, he was a great help and enthusiast. With this type of activity, a large number of children works well, as we were outside with a lot of supervision and help from the adults and older children but to take the same number into a class room environment would not have been as successful. The rocket making and launch was rated as the Best of the Holidays in feedback from children and there needs to be a big thank you to Wendy and Eleanor for putting the workshop together

Easter Holidays

		Children	Adults	Volunteers	Total
Tues 12th April 2011	Space Exploration (50th anniversary of man in space)	16	8	5	29
Fri 15th April	Snapped	21	10	8	39
	Food Science Show	13	16	4	33

Space Exploration

We celebrated the 50th anniversary of the first man in space with a workshop on Space Explorers. Unfortunately, the person provided gave too much of a lecture and little hands on activities. As a result, it was rated as generally boring by those present. We need to learn the lesson of ensuring we spoke directly to the actual workshop leader (from ScienceLive) before the event and be entirely confident they could deliver to our brief. As a result it was rated the worst part of the Easter Programme with 5 feedback comments received (*bit boring, bad boring, too much talking, too much like school*). However, we learnt from this mistake ourselves and ensured it wasn't repeated.!

Snapped & the Food Science Show

A big thank you to Eleanor from the Wellcome Collection for a successful workshop "Snapped" using light sensitive blue paper, making pictures out of objects and in making a flicker book. A particular feature of this session were that 3 fathers actively took part! The group made an edible experiment, creating sherbet from bicarbonate of soda and icing sugar, and discovering that the fizz in your mouth is the result of a chemical reaction on your tongue between the ingredients and saliva! A messy highlight of the afternoon were the mentos and cola fountains, with teams competing for the most explosive reaction when they dropped mento sweets into the bottle of fizzy drink. Simon Watt and his cool Food Science Show was rated one of the best! He spent time in advance building up a good rapport with the children before starting his show and knew how to handle over active kids! Really good fun and the children learnt a lot about science!

Tues 19th April 2011

	Children	Adults	Volunteers	Total
Camley St Natural Park	24	11	5	40

It was perhaps being over ambitious to have planned a whole day with two different groups at Camley Street particularly with the difficulty of getting there and because it was such a very hot day (especially for the children). However those that took part (a total of 35) really enjoyed themselves and the staff at the park were fantastic breaking us up into four different groups going off to do a variety of activities – a series of mini trails around themes. Pond dipping appears to have been the children's favourite and it has been agreed we must go there again! Feedback. We have several video clips of feedback from the children that took part.

Wednesday After School

	Children	Adults	Volunteers	Total
Wed 4th May 2011 The Human Body & How it Works	10	6	3	19

The Human Body and How It Works Our body was a work shop learning about the different parts of our body, the Wellcome Collection kindly donated a half sized skeleton model Which caught the children's attention, Wendy uses the skeleton whilst learning the names of the bones of our body. The children then got to make a skeleton mobile with cardboard and string they

got into pairs to take part in many tests of the human body. The children really enjoyed this workshop and seemed to have gained a lot of information.

Wednesday After School		Children	Adults	Volunteers	Total
Wed 18th May 2011	Archaeology	23	10	4	37

There were several activities for everyone to do at this workshop, which explored the science of archaeology. Scotch pancakes and cream cheese were used to make edible stratigraphy models, showing how layers of archaeology build up over time. The children cut their model in half so they could try drawing a "section" diagram and then ate the model!

Quote: "Mmmm science is yummy!"

There was a worksheet activity where the children had to match the rubbish from four families to the right household, looking for clues in the family pictures and the rubbish itself. An X-Ray game and pot reconstruction activity gave the children a taste of being a conservator.

May Half Term


		Children	Adults	Volunteers	Total
Tues 31 May 2011	Microscopes	28	13	4	45
	Dirt Exhibition	17	6	2	25

Microscopes and the trip to the DIRT exhibition

We had 3 very enthusiastic and talented people from the Wellcome Trust who knew how to work with children, they were all very calm and happy to adapt to the hectic h pod environment.


- Dennis Fulwood with his stereo microscope + slides, insects in amber and a meteorite ! Plus 2-3 video microscopes attached to laptops.
- Isobel Manning (artist) doing activities such as Glove Bugs: making microbe glove puppets with white gloves, glue and assorted coloured felt.

Time Bank Homework Club
 Every Wednesday at the H Pod
 4 30 pm – 6 30 pm
 For children between 7- 11 years of age




The Homework club is for children who are struggling with their day to day school and Homework

wellcome collection **Science Workshops**
 from 5 30 pm – 6 30 pm
 Learn more about science through fun experiments



Priority will be given to local families who are or become Time Bank members and are willing to help run the Club as volunteers.

West Euston Time Bank
 H Pod, Cumberland Market, NW1 3RH
 Phone: 0207 383 4382



- Laura Pastorelli made different kinds of cells with plasticine in Petri dishes

The glove activity: the kids loved the idea of being able to draw on their hands. Isobel was very talented, her glove activity was a huge success, this was where every child had a glove to put on their hand whilst drawing and decorating the glove to what they think is on the inside of their skin, whilst creating they were given very simple information Isobel was able to identify the children who needed extra help and encouragement –the children really enjoyed themselves

“The session I did before was really about what they imagine is under their skin on the hands, drawing bones, nerve ending etc, but for the younger kids that was too tricky, so we also looked at microscopic images and they drew interpretations of various microorganisms onto their gloves. This activity is a variation of that, but using the glove to make a puppet version of an existing microbe. A little like those Giant microbe toys, if you are familiar with those? Sort of exaggerated microbes”. Isobel Manning

Cultivate your own microbes: Everyone had an agar plate and used cotton wool buds to blob bits of glue on to a plate and then streak the glue like microbiologists. They then added some glitter and paint to their plate as if they have been grown up in a lab, they labelled the plate with their name and date too. They were shown why and how real microbiologists do this too,

Microscopes: Dennis was really enthusiastic and genuine; every single child seemed to have enjoyed themselves The children were very excited to see a meteorite (that was older than the earth) and enjoyed looking at the insects through the microscopes, it was a great sight

Video microscope and plasticine microbes: Laura had another type of microscope attached to a lap top, the children also enjoyed this

It was a great day, we had an average of 14 children per session and could have accommodated more, it was unfortunate to not have more children as it was a great day, with strong hosts and activities.

Visit to the DIRT Exhibition at the Wellcome Collection on the Euston Road. Valerie was the tour guide, we had a group of 12 children going to the exhibition, the children seemed to have really enjoyed themselves, some actually wanted to stay longer and are interested to go again.

	Children	Adults	Volunteers	Total
Thurs 2nd June 2011				
Lets Rock It!	27	13	5	45

This was a very special day and represented what the Time Bank stands for, the morning session saw 5 parents and 12 children getting stuck in with mod roc plaster bandages to create a giant rocket, it was great, the parents were from a wide range of backgrounds and worked really well together in a tight team

Whilst the giant rocket was being created, we had another and less messier area, making paper rockets, 10 children 3 parents and a new local resident and volunteer who was just fantastic with the children, he was also very creative as well as being humorous with the ability of making the children feel very comfortable, we saw 3 new families from Somalia at this activity, recommended by one Time Bank member. We took the launching to another level in the afternoon with creating a helicopter and a hot air balloon, the children really enjoyed themselves and got stuck in with the whole concept of experimenting, it was great to see children trying to figure out how they could make their creation work better, science was really being used. It was a great and successful family day

	Children	Adults	Volunteers	Total
Fri 3rd June 2011				
Eat Your Own Experiments	22	9	4	35
Animal Encounters	98	67	3	168

Friday – 3rd June 2011 Eat your own science experiments and animals in the afternoon

Making sorbet and a periscope- very different to each other, we found it hard to find more than one simple experiment which you could eat which why we had the periscope activity

The sorbet ended up being a very cold juice the children and adult had lots of fun, it did not seem to bother them they didn't produce sorbet but enjoyed the process

The periscope seemed to have worked and interested the children, they really enjoyed themselves

Soto the animals.....

The setting up was a real community effort, with nearly 20 adults helping out with putting up the gazebos, cleaning the front room, preparing and serving the food

We had the Camden play workers working with the Time Bank face painting and painting finger nails as well as helping with our arts and crafts activities on the ground, all activities under the gazebos

It was really nice to have everyone together

Camden Sports Development were great with setting up their gazebo's and moving all sports activities onto the pitch

The animal workshop

Charles, the main host was just incredible, everything about him was so child friendly, he was really entertaining, the show lasted just over 50 minutes and was very hands on with 15 different animals, Charles would be sitting on a chair and have a smaller chair next to him, with every animal he brought out he would choose 3 children to sit beside him and touch the animals, the front room was pretty hot, with around

25 children in the first group and all of whom stayed inside for the whole session, Parents were so excited and very impressed with the show and Charles

“The kids loved it, he was really good” Breda
“I Can’t believe Jamie touched a spider, it was great” Donna

We had a huge queue for the second show and had over 40 children and 21 adults, this was pretty special as we had a huge mix of families from all backgrounds, we also had some of the children from Camden sports development, it felt like it was a true representation of the community of the Regents Park Estate, the parents were so grateful to be part the session and the children were so excited.

“It has been a fun week, my son and I have had a great time and have enjoyed getting to meet new people” David

A school teacher from the local school said that she had dozens of children telling her about the animals at h pod, parents and children are still talking about it – it feels like it was a great way of promoting the Time Bank, we have had allot of interest in volunteering from this .

Dirt Exhibition

Aaliya

I really enjoyed the museum and my favourite part was drawing. Valerie was kind I love the goody bags

Nabiha

I enjoyed the museum my favourite part was all the parts but the part I liked best is when I was drawing and my picture went on the wall.

Fatama

I liked seeing the wall made out of poo it was amazing

Abdi

I liked the human poo

I did not like the body

Shamsa

I saw creatures and poo. It was disgusting.

I played with the toys and I enjoyed it.

Obah

I liked all of it because it was fun and It was interesting

I like listening to the thing? And I liked the poo but it was disgusting

Sakib

My favourite parts were when we saw the walls made of poo and we saw the diarrhoea. The museum guide was named Valarie. There was lots of TVs about lots of different things mostly about dirt.

Adey

I like the diarrhoea it looked like water and the poo looked like a brick. And the lift goes up and down up and down.

Ella

I liked drawing on the first floor. She thought the museum was fun.

Saima & Khadija

The best part of our day in the dirt museum was the poo walls and the cholera urine sample. The worst part was how only a third of Indians has lavatories and gets workers to clean their poo. The workers didn't have gloves.

Let's Rock it
Feedback

“Very interesting”

“It was fun”

“Very messy but fun”

“I liked putting the white sheets on the rocket”

“The activities were different”

“There were activities for all ages”

“Very good”

“Very fun and I was happy”

Science Experiments you can eat
Feedback/Animal Encounters:

“I loved the animals it was very exciting to see animals indoors”

“It was the best Event”

“I liked holding and stroking some of the animals”

“It was the best”

“I was scared to hold the snake”

“It was very fun”

“It was fun making sorbet”

“Fun crushing the ice”

“Refreshing cold drink”

Wednesday After School		Children	Adults	Volunteers	Total
Wed 15th June 2011	Preparing for the Picnic Projects	14	8	3	25
Wed 22nd June 2011	Making mobiles for the picnic	20	10	5	35

Midsummer Picnic

Sat 25th June 2011

over 600 people attended and took part

38 recorded adult volunteers and 31 child volunteer/performers

Feedback was received from 61 participants.

Midsummer Picnic - Saturday 25th June 2011

timetable

8.00	Stage and marquee set-up
8.00	Volunteers from West Euston Time Bank come to Wellcome to cook with restaurant Associates
9.00	Setting up
10.00	Len arrives with equipment from Wellcome - including garden sets of tables, chairs and parasols and 15 trestle tables.
10.00	Volunteers from West Euston Time Bank arrive
11.30ish	Briefing for all volunteers
11.30ish	Freelancers arrive. The back room inside HPod will be set aside as a dressing room for them.
12.00	Picnic opens. Roving performers begin mingling with picnickers (magician, Jones the Bones and volunteer in an anatomy tunic with detachable internal organs)
12.30	Volunteers arrive with food made at Wellcome + RA chef - 300 x vegetable pastry lattices; 300 cupcakes (iced and ready for the kids to decorate themselves)
12.45	Mayor arrives, greeted by Donne from the Wellcome Collection.
13.00	Mayor officially opens the Picnic and performances begin
15.30ish	Leader of the Council, Cllr Nasim Ali judges the Design and Experiment competition, winners are announced and prizes given on stage
16.00	Picnic closes
16.00	Clearing up
17.30	Len collects stuff to be taken back to Wellcome

Stage timetable

1.00pm - 1.15pm	Introduction with the Camden Mayor and Mini scientists
1.15pm - 1.45pm	Science Boffins
1.45pm - 2 15pm	Community Performances by time bank children
2.15pm - 2.45pm	Richard Robinson the Magician
2.45pm - 3.15pm	Jones the Bones
3.15pm - 3.45pm	Community Performances by the time bank children
3.45pm - 4.00pm	Competition announcement and good bye

Activities/stands

Inside Hpod building

Stuff-a-pitta stand (free food and drinks) Display of entries for Design an Experiment competition

Out of Doors

Cupcakes	- decorate your own
Rockets	- make a paper rocket and launch it (activity previously done during school holidays workshop)
Wings and Things	- decorate your own bird glider, bug glider or set of wings
Inside Out	- make up artist Julia Hyland + volunteers making up kids to have hideous diseases, or painting the internal structure of their hands and arms on their skin.
Bug Gloves	- artist Isobel Manning working with kids to design and make Bug Gloves, inspired by her Wellcome-funded project at Great Ormond Street Hospital looking at hands and the bugs that can live on them. (activity previously done during school holidays workshop)
Cameraless Photography	- art with light-sensitive paper and interestingly shaped objects (activity previously done during school holidays workshop)
Science Boffins	- table with simple activities. I suspect making slime will be one of them....
Wellcome Stand -	with Filth Faire quiz and safe-trash lucky dip/collage. Plus Dirt-themed goody bags for kids (200)

Weather precautions

Covered stage

Marquee and gazebos, including a covered picnic area.

Toilets - 2 in HPod Building

First Aid point - in HPod Building. First Aiders were Breda Hayes & Nurjahan Urmi West Euston Time Bank.

Lost Kids point - at PA system tent, next to the stage.

Security - there will be stewards at the gates, and the Community Policing Team will be in attendance. Any concerns should be directed to the Community Policing Team or one of the Time Bank staff.

Photography - by Richard Hall, Wellcome photographer.

Visitors will be asked if they're happy to be photographed when they enter the park, and will be given a different coloured sticker according to their reply. This will also help us estimate visitor numbers.

Volunteers and Participants

In the kitchens at the Wellcome

Collection

Kitty, Sayeeda, Rathna, Foyeza and Simbiat

Community Café

- H Pod

Sayeeda, Rathna, Foyeza, Mary, Tessie, Eppie, Josefina, Husnara, Fazana, Lippy, Tahmina, Zainabu, Jumila, Ibrahim and family

Stewards

Susana, Lucy, Shelly, Shipe, Leonara, Elaine, Inga's parents, Cassie, Jessica, Gabby

Stands

Wings & Things

Breda & Donna

Rockets

Andre, Camilla & Frambone

Inside Out

Bug Gloves

Isobel Manning, Jenny

Cameraless Photography

Alice & Tara

Science Boffins

Magician

Richard Robinson

Anatomy Tunic

Wendy Benjamin

Jones the Bones

Wellcome Stand

(Trashy Lucky Dip,

Okido Goody bags)

Donne & Eleanor

Photographer

Richard Hall

Litter Picking

Janet and everybody

Policing

Sgt Pete Smith, Helen, Julian, Tom

Children's Show Performers

Time Bank children

Mini Scientists

Time Bank children

Please use this card to tell us what you think about our Midsummer Picnic 2011

What did you like best ?	What would you change and why ?	Status	
The rockets are great. I like that the kids are involved. I've been here for 30 years and seen lots of changes and what you do is great, thank you.		2 adults	1
The mix of all the activities and all the groups.	Marketing didn't really tell people its about sharing. I didn't know there would be food about.	from Timeout. Ruislip	2
The food. All the activities for the kids. All the craft activities. My son's having a great time. "I think it's quite good today"		Adult	3
Glove puppets. Making the moving body. Peaceful and good.		Dad and child	4
The rockets. Getting out of the house.		Dad and child	5
Coffee and cake are good		not recorded	6
Liked making gloves and making slime. Everything.		Dad and 2 children	7
Slime and science boffins	Part of the show to be for little kids as my son wanted to help out.	Mum and child	8
Entertainment - dancing and educational stuff. Slime.	Wider variety of hot and cold food eg. Curry/Chinese	Teenage girls	9
The rockets and people and children enjoying it. Food is very good for people	Nothing	Older man	10
Open and you can sit down. Kids can play. Snacks. Bubble machine	Stuff to buy	2 adults	11
The music. The slime. The food	Bouncy castle	not recorded	12
Good for kids. Experiments. Cupcakes.	Something for really young ones.	not recorded	13
Bug gloves - success		not recorded	14
I enjoyed the creative work		not recorded	15
Its been a great day with a good choice of things for all.		not recorded	16
Science Boffins was a success; much slime made.		not recorded	17
Slime making. Hooking the duck.	Change theme because at a stage it gets boring. It was better last year.	not recorded	18
Making the rockets. Making the butterflies.	All was great.	not recorded	19
Rocket making a great success.	Preparation of material ready at hand. More space and people on stall. Child-friendly instructions.	not recorded	20

Everything was good most enjoyable, everyone helpful	Nothing enjoyed the afternoon very much	Adult	21
Food, burger sausages, cookies, cake, bread and games	Magic, different kinds for everyone	Adult	22
All halal food, games, entertainment, cookies and doughnuts		Adult	23
Sausages, burgers, doughnuts, games, entertainment, cookies and all halal.		Adult	24
Everything was very good		Adult	25
I loved the food, I loved the projects the people were having so much fun. The atmosphere was really so good	I wouldn't like to change too much maybe some live music and drama	Adult	26
Organisation was ok, fine	Nothing	Adult	27
Everything is perfect, every body has enjoyed the food		Adult	28
Foods, Rockets	no	Adult	29
The friendliness and consideration of the Time Bank Staff, the good company of the local residents and the excellent food.	I would not change anything	Adult	30
Nosh	there was no English Mustard	Adult	31
Everything was worth it.		Adult	32
Everything.	Nothing	Adult	33
Houmous	Nothing	Adult	34

34 feedback cards were completed and returned on the day.

23 video clips taken on the day interviewing participants.

Feedback- Video Clip Summaries

- 1 Bengali mother with disabled girl in wheelchair. Liked the Wings & Things workshop and all the children's activities
- 2 Young Mother – liked all the science experiments, all the children on stage.
- 3 Older mother – Community coming together. It was unexpected! The food! It ran out!
- 4 Child 1 – the body parts painting – proudly showing his painted arm.
Child 2 – a lot of things, T liked especially the rockets!
5. Young mother with young children – very good, bug gloves and painting.
6. Young mother- All things!
7. Child. The dancing (I danced) and my sister sang a song. A really really really special day.
8. Young mother with baby- trashy lucky dip, the ducks in the water, human body parts. A nice relaxing day!
9. Young (Bengali) girl- the rockets!!!!!!

10. Young boy-rockets! it went really far!
11. 2 (Bengali) children – the rockets!
12. Young girl wearing wings – inside out painting proudly showing a skeleton painted on her hand!
Mother- like too much, everything I like
13. Little girl proudly shows her wings and stick person!
14. Somali girl- children on stage and bug gloves
15. Little Somali girl- I like my wings! And playing with all my friends today!
16. Kosovo girl- I danced on the stage and was very nervous to begin with but then I felt very important when the crowd cheered us!
17. Cllr Nasim Ali – kids on stage, all the diversity, all the different families enjoying themselves and working together!
18. Young children on a picnic rug – The Picnic!- on the grass with everybody!
19. Volunteer- Its been so much fun volunteering today! The kitchens were really professional, we made brilliant pastries. I have thoroughly enjoyed it!
20. Volunteer- I have had a fabulous time! And all the nice people I have met!
21. Young mum- “This” showing to camera her cameraless photo.
22. Father with son- performances on stage.
23. clip of a young child launching the rocket she had made!

Others

“The children seemed to have enjoyed themselves, the favourites from some I spoke to were the Rockrets, Gloves and Kids performances”

“I felt the event itself went very well. I loved the vibrancy and atmosphere of the picnic and everyone (adults and kids) I spoke to were very interested in the science behind everything”

“Can’t wait for next year’s picnic!”

“The Midsummer picnic went like a dream!”

Acknowledgements

Mariam(WETB) and Eleanor (WE) made a good team with lots of ideas and information sharing

To everybody who took part and made it such a great success!



Wellcome Collection

This was the third year of working with the West Euston Time Bank, and felt the most community focussed. We were anxious to ensure that the pre-picnic project supported the aims of the Time Bank; boosting existing strands of activity rather than overloading the small team with additional ones. The Time Bank identified the After School and Family Activity Clubs as being their top priority for engaging with the Wellcome Collection this year, so planning started earlier to facilitate workshop sessions within the existing timetable structure. As a biomedical charity with a strong focus on promoting public understanding of science, we were keen to encourage participants and their families to get stuck into some hands-on science, and begin to see science as something all around them in their everyday lives rather than an academic and irrelevant subject.

